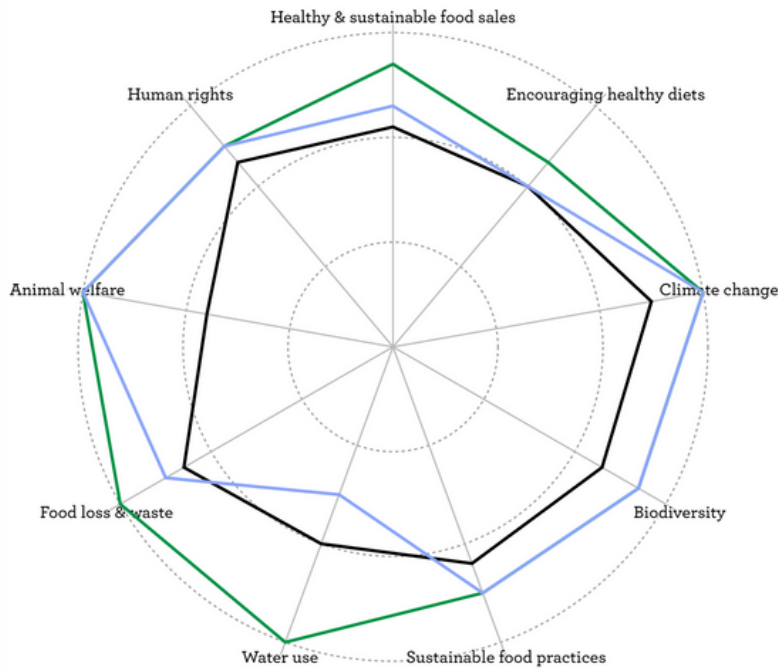


WAITROSE

This analysis is based on information in the public domain, using existing benchmarks, corporate reports and websites, with a fact-checking period provided for each company.

● Average
 ● Leadership 2023
 ● Aldi
 ● Asda
 ● Coop
 ● Iceland
 ● Lidl
 ● M&S
 ● Morrisons
 ● Sainsburys
 ● Tesco
 ● Waitrose



SPIDER DIAGRAM ▲

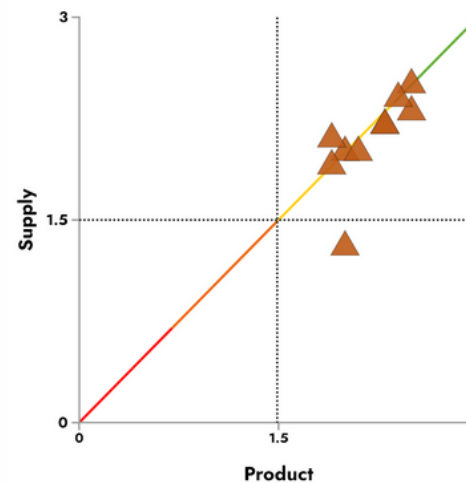
The summary profile comparing Waitrose, the average and 2023 leadership profile. The leadership profile is calculated from the best score from any company on each individual metric.

Scores closer to the outer edge of the circle indicates a company has both clear targets and reporting against those targets. Whereas the scores closer to the centre of the circle indicate lack of clear target or disclosure of data.

Company	Healthy & sustainable food sales	Encouraging healthy diets	Climate change	Biodiversity	Sustainable food practices	Water use	Food loss & waste	Animal welfare	Human rights
Leadership 2023	●	●	●	●	●	●	●	●	●
Aldi	●	●	●	●	●	●	●	●	●
Asda	●	●	●	●	●	●	●	●	●
Coop	●	●	●	●	●	●	●	●	●
Iceland	●	●	●	●	●	●	●	●	●
Lidl	●	●	●	●	●	●	●	●	●
M&S	●	●	●	●	●	●	●	●	●
Morrisons	●	●	●	●	●	●	●	●	●
Sainsburys	●	●	●	●	●	●	●	●	●
Tesco	●	●	●	●	●	●	●	●	●
Waitrose	●	●	●	●	●	●	●	●	●

TRAFFIC LIGHT SCORE ▲

Traffic lights are allocated from the same data used in the spider diagram profiles.

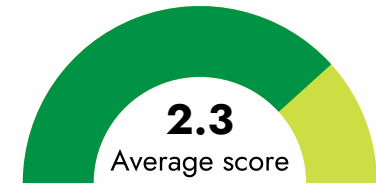


PRODUCT VS SUPPLY CHAIN ▲

Companies are rated on two dimensions, product and supply chains. Ratings for this are calculated from scores on specific metrics related to healthy and sustainable products or to sustainable and equitable supply chains.



WAITROSE

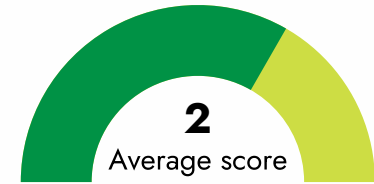


Healthy and sustainable food sales

	Metric	Score	The Food Foundation analysis	Evidence
N1	Company has a target for, and reports on, a sales-weighted % increase in healthy food, menu items or products quantified using a transparent and recognised approach	2	<ul style="list-style-type: none"> This year, we set a new strategic target of ensuring 65% of own-brand sales will be from healthy foods and drinks, as defined by the Waitrose Good Health criteria, by 2026. We will publicly disclose the split of healthy and less-healthy food sales, including branded products, as part of this initiative. We have a role to play in helping customers make healthier choices, and establishing this target allows us to do that in a more informed and impactful way. We are committed to meeting Public Health England's salt- and calorie-reduction targets by 2024. In January 2023, 90% of own-brand products met the maximum salt targets and 93% met the maximum calorie targets. We were also rated as 'on track' to deliver our Peas Please Veg Pledge to increase the number of portions of vegetables in our prepared meal ranges. 	<p>https://www.johnlewispartnership.co.uk/content/dam/cws/pdfs/Juniper/ethics-and-sustainability/PR2023/Ethics-and-Sustainability-Report-2022_23.pdf</p> <p>https://www.johnlewispartnership.co.uk/sr/our-strategy/nutrition-health-and-wellbeing.html</p> <p>https://www.waitrose.com/ecom/content/about-us/health</p>
N2	Company has a target for, and reports on, an increase in fruit & veg as % of food procurement or sales.	3	<ul style="list-style-type: none"> We were also rated as 'on track' to deliver our Peas Please Veg Pledge to increase the number of portions of vegetables in our prepared meal ranges. Commitment: Increase the tonnes of veg sold from own brand meal solutions by 2024 (Baseline: 17 tonnes, 21/22 progress: 17 tonnes) 	<p>https://www.johnlewispartnership.co.uk/content/dam/cws/pdfs/Juniper/ethics-and-sustainability/PR2023/Ethics-and-Sustainability-Report-2022_23.pdf</p> <p>https://www.johnlewispartnership.co.uk/sr/our-strategy/nutrition-health-and-wellbeing.html</p> <p>https://www.waitrose.com/ecom/content/about-us/health</p>
N3	Company has a target for, and reports on, a % shift in protein procurement or sales that come from animal vs plant-based protein sources.	2	<ul style="list-style-type: none"> Reducing and consuming animal protein can have a significant climate impact, so we are working hard to expand our range of high-quality alternative protein sources. To help us track progress, we calculated the proportion of plant-based protein our Waitrose stores sell. The figure for 2021/22 is 12%. We will continue supporting lower-impact diets. We have defined targets for the sales of healthier products and a health plan to enable customers to make healthier, more sustainable food choices. We also began stocking five EatFlexi products, providing a balance of meat and plant proteins for people who want to shift towards plant-based diets. 	<p>https://www.johnlewispartnership.co.uk/content/dam/cws/pdfs/Juniper/ethics-and-sustainability/PR2023/Ethics-and-Sustainability-Report-2022_23.pdf</p> <p>https://www.johnlewispartnership.co.uk/sr/our-strategy/nutrition-health-and-wellbeing.html</p> <p>https://www.waitrose.com/ecom/content/about-us/health</p>



WAITROSE

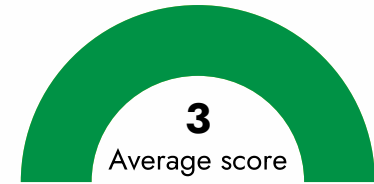


Encouraging healthy & sustainable diets

	Metric	Score	The Food Foundation analysis	Evidence
N4	Company has a target for, and reports on, the % of menu items or products with intuitive front-of-pack or (restaurants and caterers) consumer-facing nutrition labels (ideal 100%)	2	<ul style="list-style-type: none"> • Clear labelling helps customers make informed choices at the point of purchase. We were the first retailer to use the Government's front of pack traffic light scheme in 2005 and we have continued to follow the guidelines for our packaging since, providing customers with both informative and clear nutrition labelling. • All Waitrose food and drink are required to have front of pack nutrition labels with few exceptions. 	<p>https://www.johnlewispartnership.co.uk/content/dam/cws/pdfs/Juniper/ethics-and-sustainability/PR2023/Ethics-and-Sustainability-Report-2022_23.pdf</p> <p>https://www.johnlewispartnership.co.uk/sr/our-strategy/nutrition-health-and-wellbeing.html</p> <p>https://www.waitrose.com/ecom/content/about-us/health</p>
N5	The company's marketing strategy prioritises healthy foods, especially when marketing to children.	2	<ul style="list-style-type: none"> • At present, we carry over 2,000 Good Health lines, and at least 40% of the recipes we publish are stamped with the Good Health logo. • If you're a myWaitrose member and you have a Vitality health or life insurance plan, you can get up to 25% cashback on Waitrose products with the Good Health logo. • Our marketing policy states: <ul style="list-style-type: none"> ◦ Food and drink advertising is targeted at over 18 year olds ◦ Do not use children's characters on less healthy foods, exclude celebration lines and some seasonal lines ◦ Use appropriate portion sizes ◦ Provide nutrition information on all recipes. 	<p>https://www.johnlewispartnership.co.uk/content/dam/cws/pdfs/Juniper/ethics-and-sustainability/PR2023/Ethics-and-Sustainability-Report-2022_23.pdf</p> <p>https://www.johnlewispartnership.co.uk/sr/our-strategy/nutrition-health-and-wellbeing.html</p> <p>https://www.waitrose.com/ecom/content/about-us/health</p>
N6	The company can evidence reducing food insecurity by improving the accessibility and affordability of healthy food via at least one major strategic or collaborative initiative.	2	<ul style="list-style-type: none"> • 1156 tonnes of food donated to The Trussell Trust, equating to 2.7 million meals • 2100 tonnes of surplus food donated, equating to over 4.9 million meals, through our FareShare Go programme. • This year saw the launch of our Healthy Happy Home upskilling programme for Home-Start UK volunteers. To coincide with the launch, Healthy Happy Home was showcased at an event at the Houses of Parliament, highlighting the work of the Partnership to support families throughout children's early years. • Waitrose continues to work with Veg Power, a UK not-for-profit dedicated to getting people eating more vegetables. Through their schools' programme, which Waitrose helps support, over 1 million children in 3,850 primary and special schools across the country gained access to resources and participated in engaging activities, including tastings. • Healthy Happy Home was awarded Project of the Year at the Business Charity Awards. The awards, which are run by Third Sector, the UK's leading publication for the charity and volunteer sector, aim to showcase remarkable partnerships between outstanding corporate and not-for-profit organisations. 	<p>https://www.johnlewispartnership.co.uk/content/dam/cws/pdfs/Juniper/ethics-and-sustainability/PR2023/Ethics-and-Sustainability-Report-2022_23.pdf</p> <p>https://www.johnlewispartnership.co.uk/sr/our-strategy/nutrition-health-and-wellbeing.html</p> <p>https://www.waitrose.com/ecom/content/about-us/health</p> <p>https://www.thirdsector.co.uk/business-charity-awards-project-year-%E2%80%93-john-lewis-partnership-home-start-uk/management/article/1821736</p>



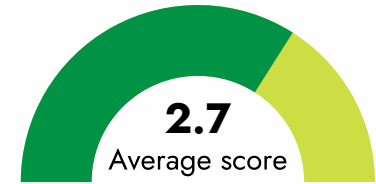
WAITROSE



Climate change

	Metric	Score	The Food Foundation analysis	Evidence
E1	Company has a target for % reduction targets, and reports on, scope 1 & 2 emissions reduction (Science-based target)	3	<ul style="list-style-type: none"> Target : Net zero carbon emissions across our entire operations by 2035 (Scope 1 & 2). 2021/2022 Performance: -22.18%, 2022/2023 Performance: -28.85% (compared to a 2018 baseline of 175,381 tCO₂e) Target: All electricity procured by the Partnership to be 100% renewable certified by 2028. 2021/2022 Performance: 100%, 2022/2023 Performance: 100% In October 2021 we announced that the Partnership had signed up to Science Based Targets and Business Ambition for 1.5°C. We have also joined the UNFCCC Race to Zero campaign. In 2022 we are measuring the carbon footprint across our entire value chain, and will set science based targets for scopes 1, 2 & 3. <ul style="list-style-type: none"> Scope 1 (tCO₂e)², 2018 baseline: 168,029, 2021: 135,704, 2022: 123,337 Scope 2 (tCO₂e)², 2018 baseline: 182,987, 2021: 117,694, 2022: 105,910 	<p>https://www.johnlewispartnership.co.uk/content/dam/cws/pdfs/Juniper/ethics-and-sustainability/PR2023/Ethics-and-Sustainability-Report-2022_23.pdf</p> <p>https://www.johnlewispartnership.co.uk/csr/our-strategy/climate-action.html</p> <p>https://www.johnlewispartnership.co.uk/csr/reporting/targets-and-performance.html</p> <p>https://www.johnlewispartnership.co.uk/csr/reporting/climate-reporting.html</p>
E2	Company has a target for, and reports on, scope 3 emissions reduction (Science-based target), specifically food in supply chain	3	<ul style="list-style-type: none"> We are looking beyond our own operations at ways to reduce carbon emissions across our value chain, starting with our agricultural supply chains where we have set a target to ensure greenhouse gas emissions from our UK farms supply base are net zero by 2035. Starting in 2022, we are assessing emission hotspots in our supply chains and developing plans to decarbonise key areas of our footprint. We will publish our full scope 3 footprint once our science-based targets are validated. In October 2021 we announced that the Partnership had signed up to Science Based Targets and Business Ambition for 1.5°C. We have also joined the UNFCCC Race to Zero campaign. In 2022 we are measuring the carbon footprint across our entire value chain, and will set science based targets for scopes 1, 2 & 3. Scope 3 (tCO₂e)⁴ - 2018 (baseline): 44,373, 2021: 24,436, 2022: 15,207 	<p>https://www.johnlewispartnership.co.uk/content/dam/cws/pdfs/Juniper/ethics-and-sustainability/PR2023/Ethics-and-Sustainability-Report-2022_23.pdf</p> <p>https://www.johnlewispartnership.co.uk/csr/our-strategy/climate-action.html</p>

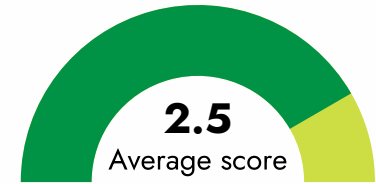
WAITROSE



Biodiversity

	Metric	Score	The Food Foundation analysis	Evidence
E3	Company has a target for, and reports on, zero net land-use conversion through company's reliance on palm oil as a product or an ingredient.	3	<ul style="list-style-type: none"> Target: 100% palm oil and palm kernel oil-based ingredients and derivatives used in all own-brand products to be RSPO (Roundtable on Sustainable Palm Oil) Segregated certified by 2025 Total - 21/22: 100% , 22/23: 100% <ul style="list-style-type: none"> RSPO SG (Segregation) - 21/22: 72.1% , 22/23: 71.7% RSPO MB (Mass Balance) - 21/22: 25.3% , 22/23: 28.3% RSPO IS (Independent Smallholder)-Credits - 21/22: 2.6% , 22/23: 0.03% Food products: <ul style="list-style-type: none"> RSPO SG - 21/22: 87% , 22/23: 91.3% RSPO MB - 21/22: 12.9% , 22/23: 8.7% RSPO IS-Credits - 21/22: 0.1% , 22/23: 0% 	https://www.johnlewispartnership.co.uk/csr/reporting/targets-and-performance.html
E4	Company has a target for, and reports on, zero net land-use conversion through company's reliance on soy as in animal feed.	3	<ul style="list-style-type: none"> Target: 100% of the soya used in Waitrose own-brand products will be deforestation- and conversion-free by 2025 Deforestation- and conversion-free: <ul style="list-style-type: none"> Total - 2021/2022: 11.24% , 2022/2023: 11.05%. Farming Partnership Groups - 2021/2022: 14.26% , 2022/2023: 11.75%. Certified: <ul style="list-style-type: none"> Total - 21/22: 100% , 22/23: 100% Physically certified - 21/22: 17.97% , 22/23: 7.87% Organically certified - 21/22: 11.55% , 22/23: 9.38% RTRS Regional credits - 21/22: 18.24% , 22/23: 58.42% RTRS Credits (Other) - 21/22: 52.23% , 22/23: 23.90% Area Mass Balance - 22/23: 0.43% 	https://www.johnlewispartnership.co.uk/csr/reporting/targets-and-performance.html
E5	Company has a target for, and reports on, zero net land-use conversion through company's reliance on beef.	2	<ul style="list-style-type: none"> All our beef is from BRITISH farms 	https://www.waitrose.com/ecom/content/sustainability/animal-welfare/beef-cattle

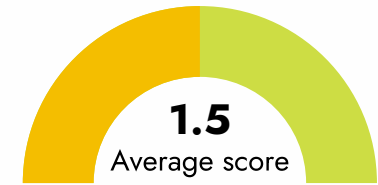
WAITROSE



Sustainable food production practice

	Metric	Score	The Food Foundation analysis	Evidence
E6	Company has a target for, and reports on, the % of wild-caught or farmed fish & seafood certified to higher sustainability standards	3	<ul style="list-style-type: none"> • Target: 100% of our own-brand fish and shellfish will come from third-party verified responsible sources by the end of January 2025 • Performance - 20/21: 90.7% , 22/23: 90.31% • We have a farmed fish sourcing policy that covers 4 key areas, including only sourcing fish from known and approved farms, rearing fish to the highest animal welfare using responsible feeds and feeding regimes, and respecting the environment. • The Marine Stewardship Council (MSC) named our fish counters the best in the UK for the fifth year in a row: Waitrose & Partners was recognised for the largest variety of MSC labelled products available at our fresh fish counters. We also jointly hold the Tier 1 position for the 2019 BBFAW Benchmark: this means we are one of only 6 companies in the world to be recognised as having the best animal welfare for our livestock including our farmed finfish. • In working towards our target of 100% certified seafood by 2025, we implemented a roadmap to support fisheries not yet certified or part of a Fisheries Improvement Project (FIP). This work enabled us to focus our efforts on fisheries we can help, to not only improve the sustainability of our fish but also provide long-term benefits to fishers themselves. • Achieved MSC certification for all albacore tuna, whether in cans, on our counters or prepacked. 	<p>https://oceandisclosureproject.org/companies/waitrose-partners</p> <p>https://www.johnlewispartnership.co.uk/csr/reporting/targets-and-performance.html</p> <p>https://www.johnlewispartnership.co.uk/content/dam/cws/pdfs/Juneiper/ethics-and-sustainability/PR2023/Ethics-and-Sustainability-Report-2022_23.pdf</p>
E7	Company has a target for, and reports on, the % of products produced under sustainable production practices and recognised environmental management schemes.	2	<ul style="list-style-type: none"> • All our UK FRESH fruit and vegetables are grown to LEAF MARQUE standards • The LEAF Marque guarantees that the farm is using sustainable farming methods, such as encouraging biodiversity, crop rotation and improving water quality. • The Waitrose Agriculture Strategy sets out our ambition to introduce regenerative farming techniques that focus on topsoil regeneration, improving the water cycle as well as increasing carbon capture, biodiversity and resilience to climate change. In 2020 we launched our commitment to make greenhouse gas emissions from our UK farms net zero by 2035. 	<p>https://www.waitrose.com/ecom/content/sustainability/responsible-sourcing/crops-fruit-veg</p>

WAITROSE



Water use

	Metric	Score	The Food Foundation analysis	Evidence
E8	Company has a target for, and reports on, water use reduction in operations	0	<ul style="list-style-type: none"> No data found 	
E9	Company demonstrates it is working collaboratively on multiple projects (UK & overseas) to reduce water stress.	3	<ul style="list-style-type: none"> We will provide funding for sustainable water management programmes in three key fresh produce sourcing areas. We are also signatories of the Courtauld 2030 Water Roadmap, publicly committing us to source 50% of our fresh food from areas with sustainable water management practices by 2030. Our work in Norfolk and India will help us achieve that target, as will additional water stewardship projects that we support in Spain and the Medway region of England. We have funded the South East Rivers Trust, working in conjunction with the Woodlands Trust and Clock House Farm, a supplier of Waitrose vegetables, to develop and submit an England Woodland Creation Offer application for direct tree planting and natural regeneration. 	https://www.johnlewispartnership.co.uk/content/dam/cws/pdfs/Juniper/ethics-and-sustainability/PR2023/Ethics-and-Sustainability-Report-2022_23.pdf

WAITROSE

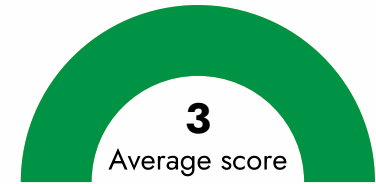


Food loss and waste

	Metric	Score	The Food Foundation analysis	Evidence
E10	Company has a target for, and reports on, a % reduction in food sold or handled and discloses volumes redistributed, sent to animal feed, anaerobic digestion, and land-fill.	3	<ul style="list-style-type: none"> Waitrose: by 2030, reduce operational food waste by 50% against a 2018 baseline (6,969 tonnes) <ul style="list-style-type: none"> 2022/23- 22.52% 2021/22 -20.84% Waitrose: halve food waste in our supply chains by 2030 <ul style="list-style-type: none"> Baseline 2021/22- 1.42% 40 Waitrose shops now work with Olio Food Waste Heroes to give away their surplus, which has led to 43 tonnes of food being rescued. We work with FareShare, a charity dedicated to fighting hunger and reducing food waste across the UK. So far, over 16 million meals from surplus food have been donated from Waitrose shops and distribution centres. That's over 7,000 tonnes of food, that have saved over 16.4 tonnes of CO2 from being produced. We removed best-before dates from more than 400 lines of pre-packaged citrus fruits, salad items and vegetables To prevent meat being wasted, we buy whole animals from our livestock farmers. As a result, we stock 'forgotten cuts' such as pig's cheek, beef short ribs and calves' liver to help our customers become more sustainable meat eaters. Our A Little Less Than Perfect range to avoid fruit and vegetables being thrown out because of their appearance. This wonky fruit and veg, including apples, onions, carrots and strawberries, may look unusual, but it's grown to our usual high standards and always tastes good. 	<p>https://www.waitrose.com/ecom/content/sustainability/food-waste</p> <p>https://www.johnlewispartnership.co.uk/csr/our-strategy/circularity-and-waste.html</p> <p>https://www.johnlewispartnership.co.uk/content/dam/cws/pdfs/Juniper/ethics-and-sustainability/PR2023/Ethics-and-Sustainability-Report-2022_23.pdf</p>
E11	Company demonstrates collaboration with its main suppliers to track, measure and act on food waste in its supply chain.	2	<ul style="list-style-type: none"> Waitrose: halve food waste in our supply chains by 2030 <ul style="list-style-type: none"> Baseline 2021/22- 1.42% Waste is a problem throughout the whole food supply chain, and is a problem the entire industry is resolved to address. In 2018 we were among the first supermarkets to adopt the new industry-wide Food Waste Reduction Roadmap devised by the Waste Resources Action Programme (WRAP) to help food businesses target food waste. We now stipulate that all our own brand UK suppliers commit to the Food Waste Reduction Roadmap, to help reduce food waste in our supply chains by 50% by 2030. By looking closely at our supply chains, we've been able to identify areas where food is wasted, and prevent it. We've significantly reduced wastage of produce such as apples and trout – all helping us to progress towards our commitment to halve food waste in our supply chains by 2030. We also established baseline data and annual reduction targets for supply chain food waste, including asking our largest own-label suppliers by volume to share their food waste data with us. This enhanced transparency will help us reach our 2030 goal of reducing food waste by half. In addition, we kept working with WRAP and Zero Waste Scotland to analyse supply chain food waste and identify any hotspots to address with our suppliers. 	<p>https://www.waitrose.com/ecom/content/sustainability/food-waste</p> <p>https://www.johnlewispartnership.co.uk/csr/our-strategy/circularity-and-waste.html</p> <p>https://www.johnlewispartnership.co.uk/content/dam/cws/pdfs/Juniper/ethics-and-sustainability/PR2023/Ethics-and-Sustainability-Report-2022_23.pdf</p>



WAITROSE



Animal welfare and antibiotics

	Metric	Score	The Food Foundation analysis	Evidence
E12	<p>BBFAW tier position or Company has a target for % of animal products certified to high animal welfare standards.</p> <p>For companies not assessed by BBFAW: Company has a target for, and reports on, zero supply chain use of antibiotics as a prophylactic or growth promoter and to reduce the total use of antibiotics classified as “medically important antimicrobials”.</p>	3	<ul style="list-style-type: none">• Tier 1	<p>https://www.bbfa.com/benchmark/</p>

WAITROSE



Human Rights

	Metric	Score	The Food Foundation analysis	Evidence
S1	Company recognises the need for a real liveable wage for all employees and reports on progress towards that.	3	<ul style="list-style-type: none"> - Partnership to pay voluntary Real Living Wage nationwide this year; 2% pay rise. (2022) 	https://www.johnlewispartnership.co.uk/media/press/y2022/jlp-unaudited-results-for-year-ended-29-january-2022.html
S2	Company has a target for, and reports on, the % of major suppliers engaged to ensure human rights and labour rights, including and beyond tier one. Must include engagement on child and forced labour, and health and safety of workers.	2	<ul style="list-style-type: none"> • 1,461 livestock farmers completed our livestock selfassessment questionnaire, giving us visibility of working conditions on these farms. • Our risk assessment and due diligence programme ensures that suppliers adhere to the RSCOP, whilst our capacity building programmes aim to improve the understanding and application of our policies. • We are also increasing our levels of engagement with trade unions and this year we have been consulting with the International Transport Workers Federation (ITF) on specific issues relating to transport and fisheries. • At a minimum we require conditions for those working within supply chains supplying our Partnership to comply with the RSCOP. We verify compliance through tailored risk assessments based on several factors: the level of associated supply chain risk – including country of origin, industry and product type – and the level of influence and impact we are able to have on a particular supply chain. • We require all suppliers to comply with our Human Rights Policy and we report about Human Rights Impact Assessments. • We have also published HRIAs in tea and meat protein supply chains. • We publish supply chain information for our Tier 1 suppliers both on our own website. We have published our factory list since 2018/19. • In 2023 we also began uploading our factory list for Waitrose to Open Supply Hub 	https://www.johnlewispartnership.co.uk/content/dam/cws/pdfs/Juniper/ethics-and-sustainability/JLP-HRR-Modern-Slavery-Statement-2021-22.pdf https://www.johnlewispartnership.co.uk/content/dam/cws/pdfs/Juniper/ethics-and-sustainability/John-Lewis-Partnership-Human-Rights-Policy.pdf https://www.johnlewispartnership.co.uk/sr/human-rights-impact-assessments.html#:~:text=Our%20Human%20Rights%20Policy%20sets,understand%20our%20human%20rights%20risks https://www.johnlewispartnership.co.uk/content/dam/cws/pdfs/Juniper/ethics-and-sustainability/ES-reporting/human-rights-impact-assessment-of-the-kenya-tea-smallholder-farmer-supply-chain.pdf https://www.pilgrimsuk.com/impactassessment/#:~:text=Pilgrim's%20UK%2C%20alongside%20its%20retail,scale%20and%20wide%20dranging%20criteria https://www.johnlewispartnership.co.uk/content/dam/cws/pdfs/Juniper/ethics-and-sustainability/ES-reporting/JLP-Factory-List.pdf https://opensupplyhub.org/facilities?contributors=1246&lists=2494

