

STRATEGIES FOR EMERGENCY FOOD PLANNING MOTIVATED BY THE PANDEMIC: MILAN EXPERIENCE



Comune di
Milano



Andrea Magarini

Milan Food Policy Coordinator
Mayor's Office – City of Milan

www.foodpolicymilano.org



How Covid impacts Milan Food System

22 february – 8 march

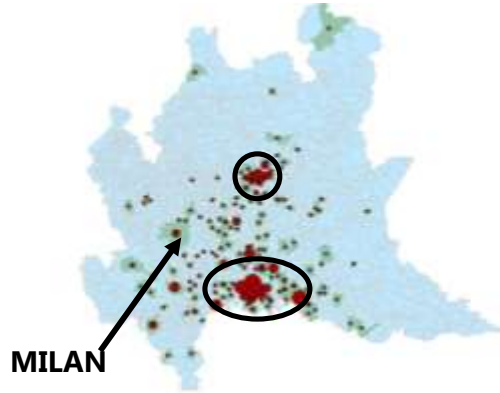
Early stage



School closed in Milan
by a Mayor decision
as well **school canteens**

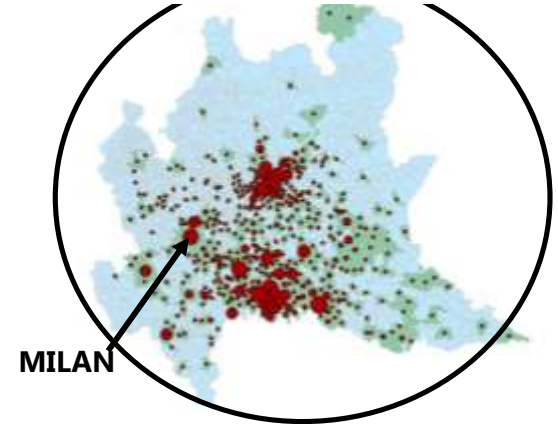


2 Localized lockdown



Food Policy monitor
of **private sector** (retailers)
and **food aid** charities

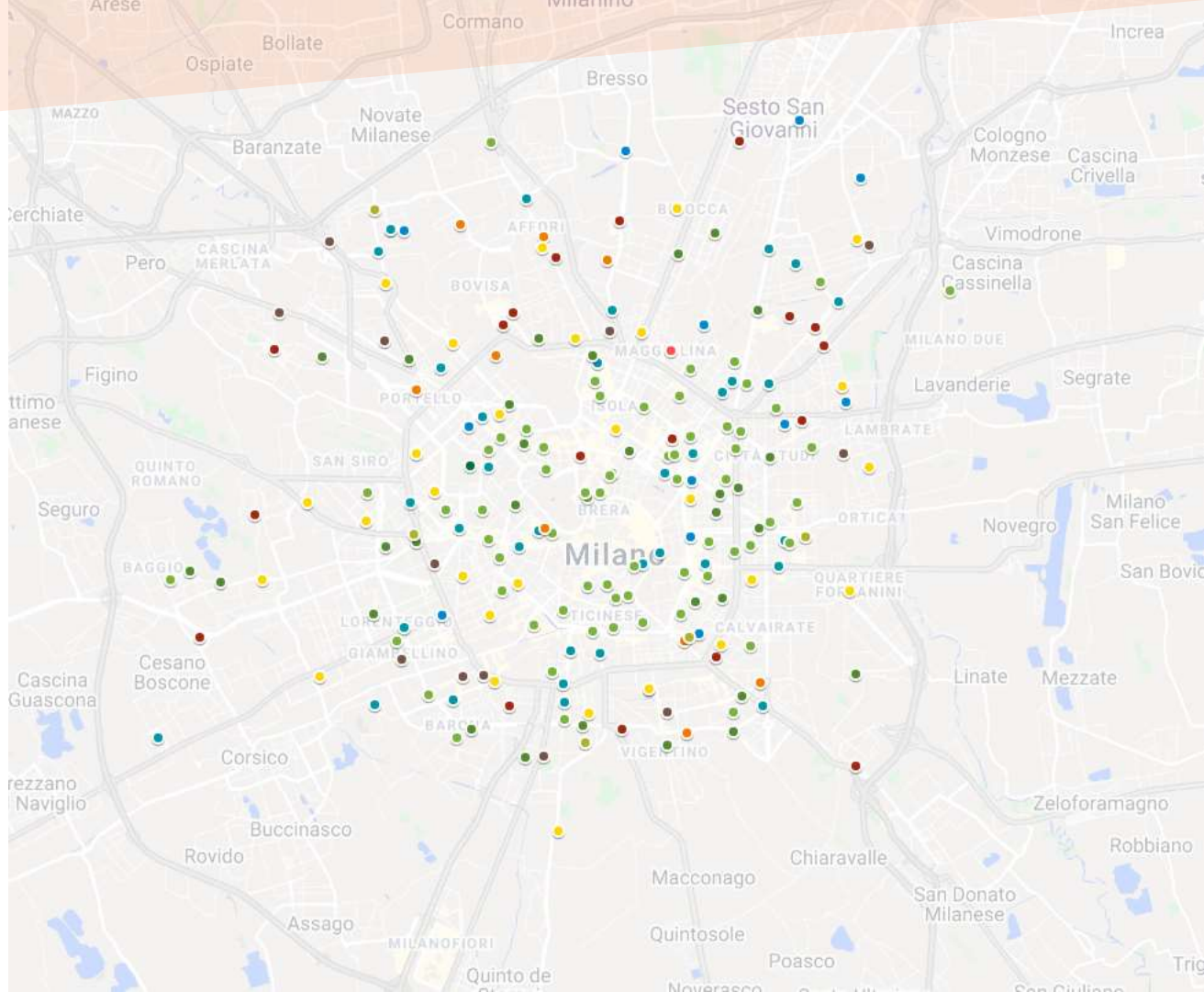
Regional lockdown



**Municipal
Emergency Headquarter**
Civic Defense Dpt.
Social Affairs Dpt.
Food Policy Office

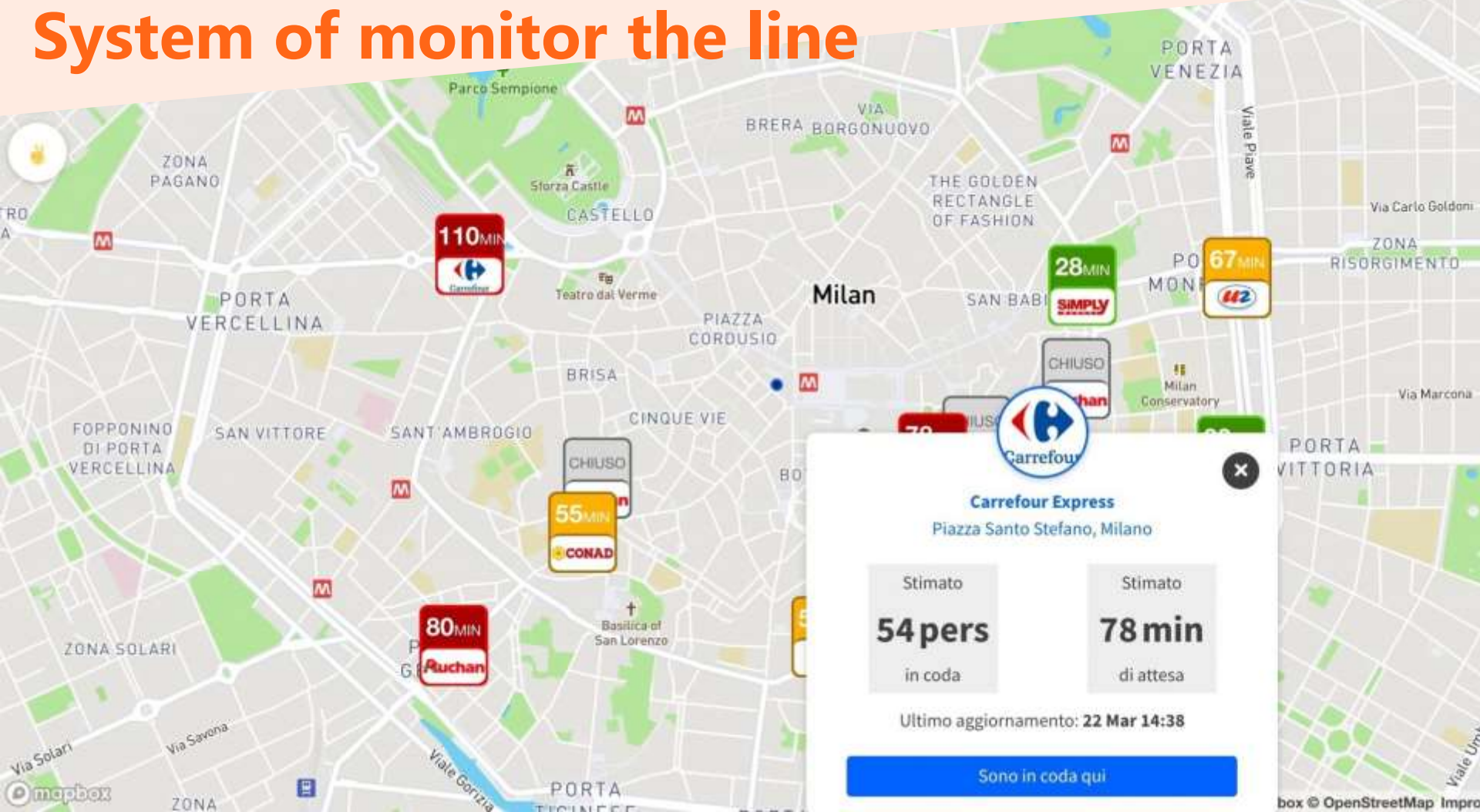
Retailers

215 food retailer
in Milan
organized in
10 company



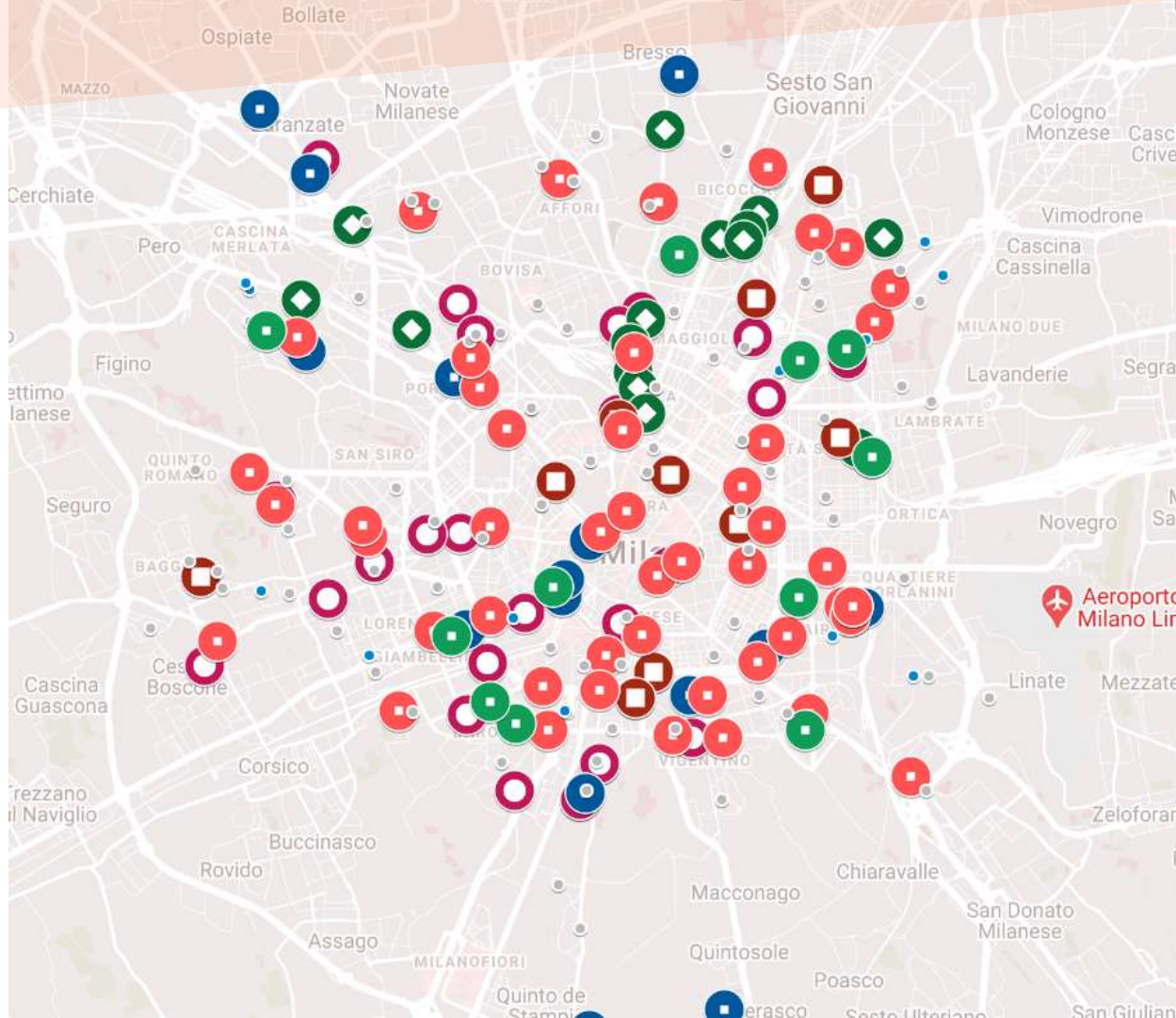


System of monitor the line



Charities active on food aid: 80% closed

We start calling daily
each of our partner
of the main food banks,
charities, social markets,
social canteens



New actions developed in 2020-22



FOOD LOSSES

- Local Food Waste Hub (connected with supermarkets) (275.000€) ongoing
- Hub within the General Market for Fruits and Vegetable (100.000€) planned



FOOD AID

- 1st Food Aid System 2020 Lockdown - 10 Temporary Hub (616 tons) closed
- 2nd Food Aid System 2021 - 9 neighborhoods projects (700.000€) ongoing
- 3rd Food Aid System 2021 - 9 neighborhoods projects (700.000€) planned
- Food boxes distribution **Emergency**
- Food boxes distribution **Red Cross**
- Extra Food Aid supply (200.000€) closed
- Extra Food Aid supply (300.000€) planned
- Joint procurement for Social Canteens (500.000€) planned



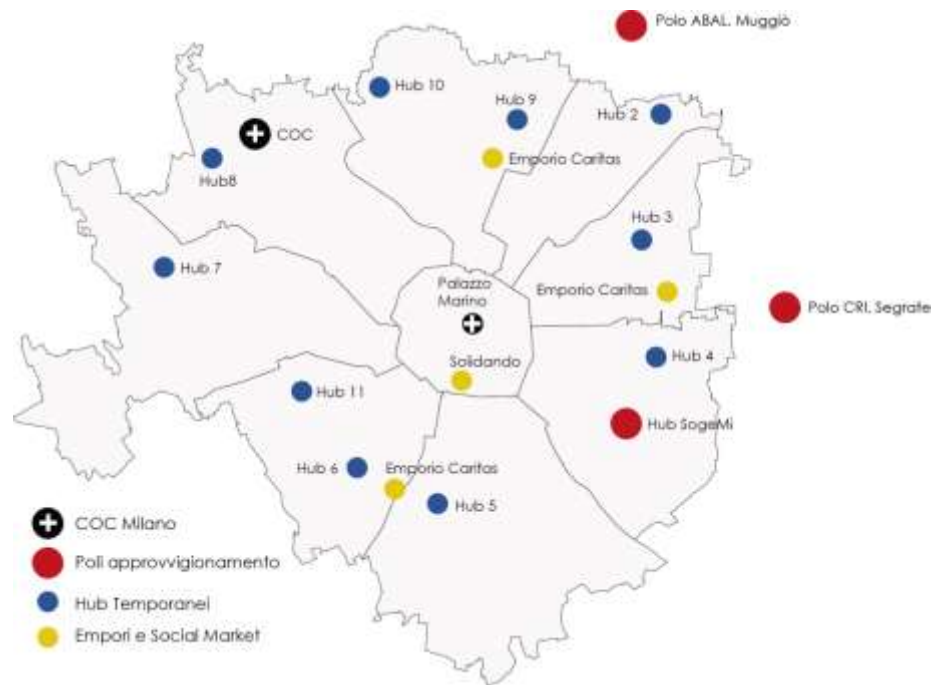
FOOD VOUCHERS

- 1st Vouchers 2020 based on National Funds (7.000.000€) closed
- 2nd Vouchers 2020 based on Municipal Aid Fund (1.900.000€) closed
- 3rd Vouchers 2021 based on National Funds (5.800.000€) ongoing
- 3rdplus Vouchers 2021 based on National Funds (1.900.000€) ongoing



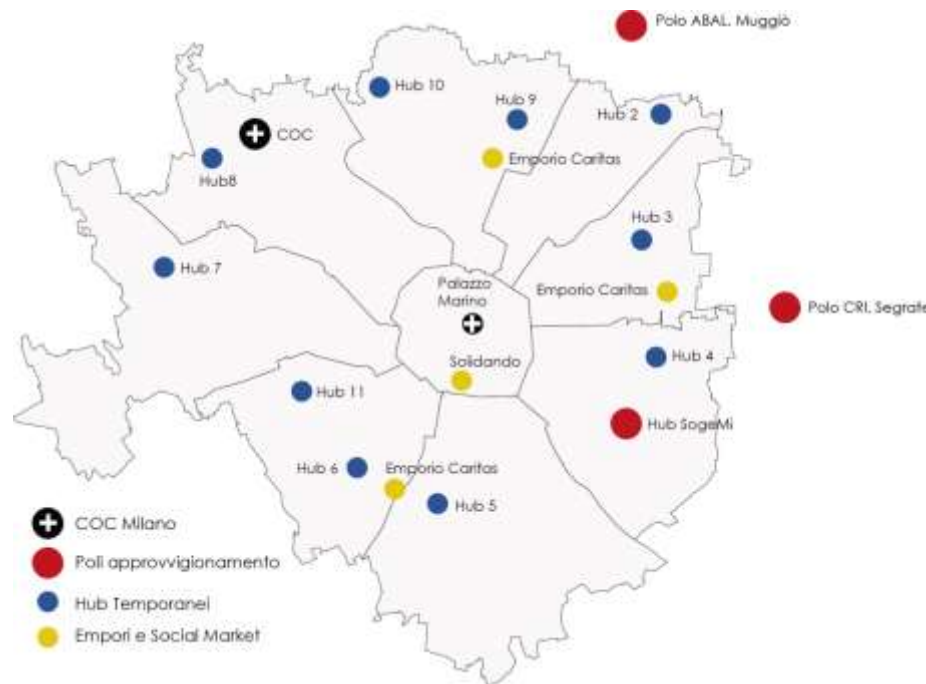
Food Aid System

March-June 2020

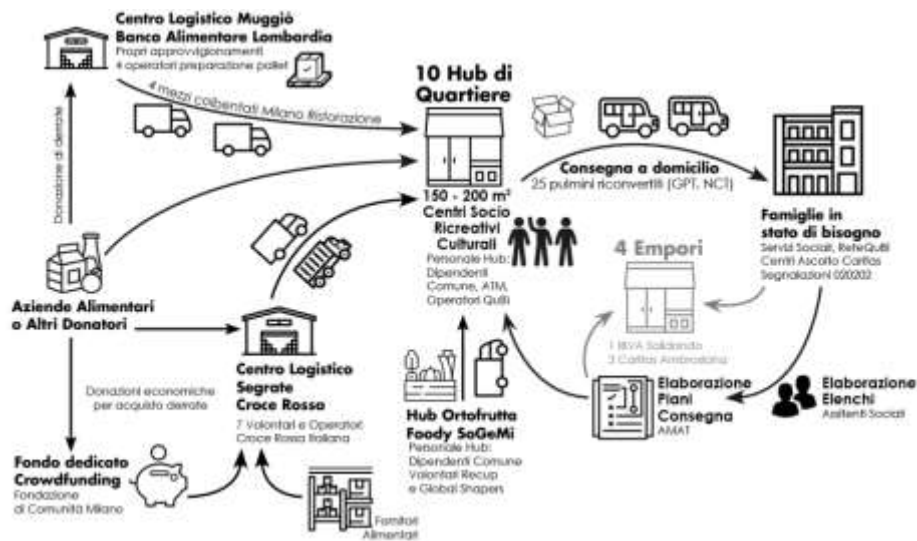


Food Aid System

March-June 2020



Centralized municipal food aid system
 616 ton food distributed 2.000.000 meals
 6.300 families (20.700 people)



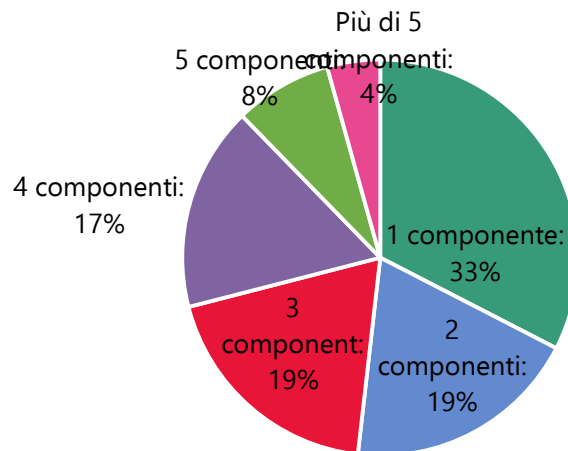
Food Vouchers

May 2020 – ongoing

Bando	Fonte	Buoni spesa
1° call 2020	Ordinanza 658 /2020	13.877 families
2° call 2020	Fondo Mutuo Soccorso Comune di Milano	5.488 families
3° call 2021	Decreto Ristori Ter	13.355 families
4° call 2021	DL n. 73/2021 - Art. 53	In fase di definizione
		33.223

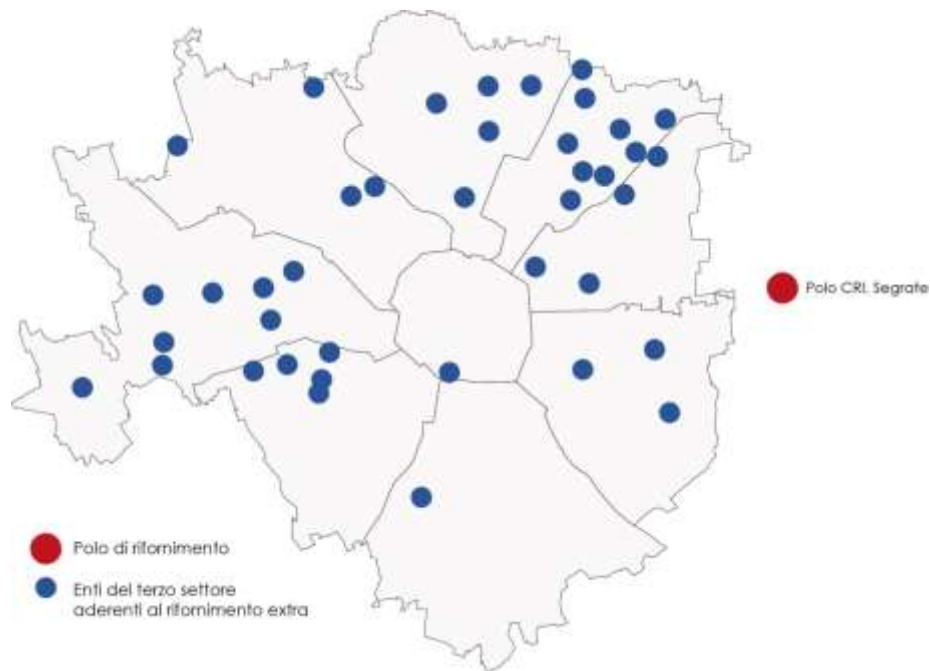
33.200 food vouchers
80.000 people
19.000.000 €

**componenti
del nucleo
familiare**



Extra Food Aid supply

December 2020



Centralized logistics

All stored in a logistics hub
and from there delivered
to all the engaged charities

Pre-packaged standard boxes

42 charities selected due to the
growing of food aid requests

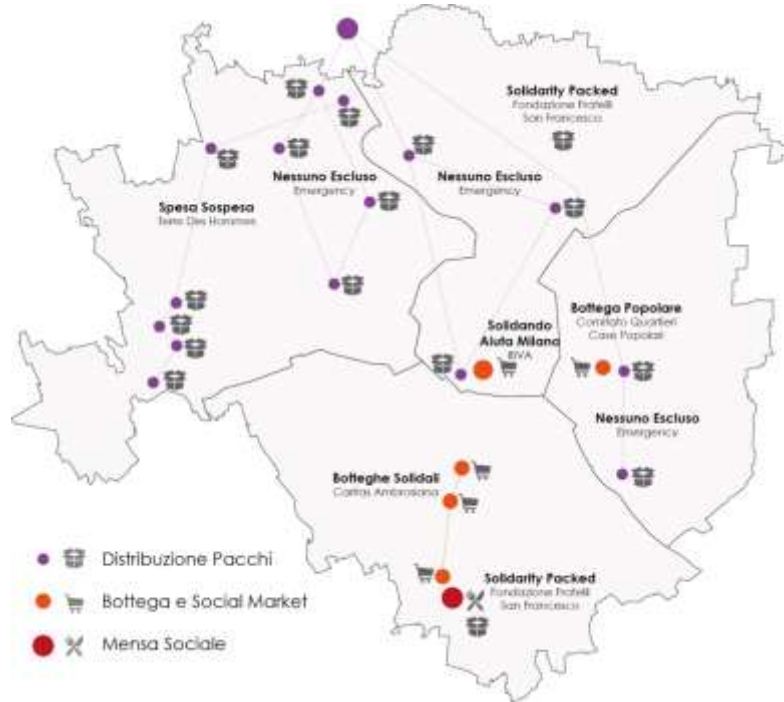
Mapping of the food needs
4.500 families (12.000 people)
68 tonnes

250.000 € december 2020

300.000 € december 2021

New Food Aid System with charities

January – December 2021



Strengthening of CSOs
distribution activities
with strong growth
in demand for food aid

Permanent sharing information
among third sector
with Social Affairs Dpt. staff

700.000€ for 2021

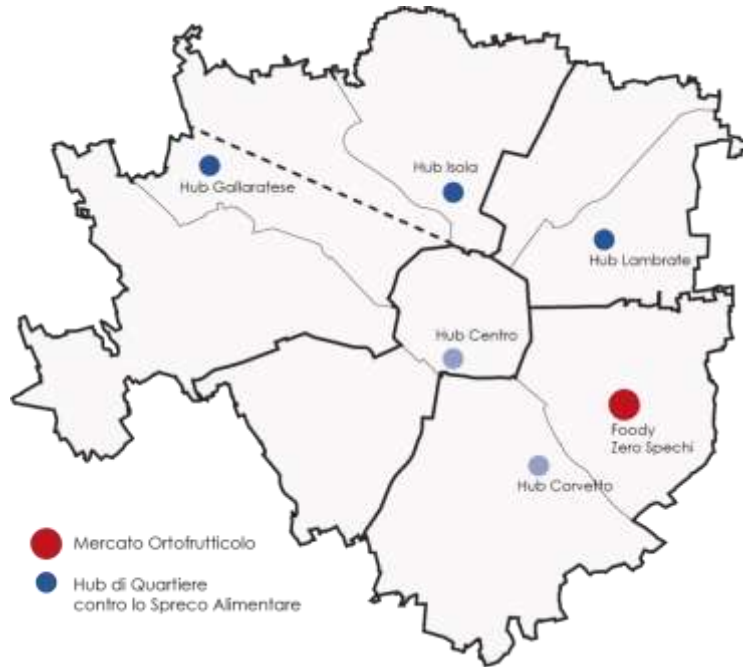
700.000€ for 2022



Improvement food losses redistribution

Local Food Waste Hubs

Neighborhood networks among third sectors, retailers, canteens, municipality
10 ton/month/hub



- Mercato Ortofrutticolo
- Hub di Quartiere contro lo Spreco Alimentare



SUPERMERCATI



GESTORI MENSA



MENSE AZIENDALI



COORDINAMENTO



SOSTENITORI



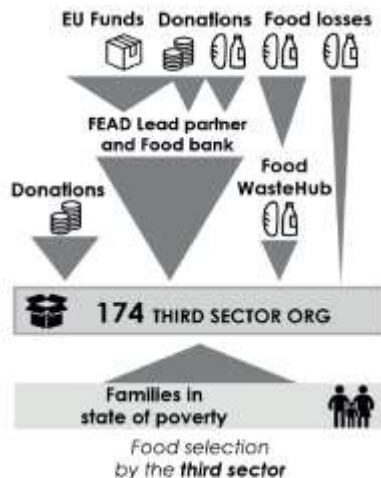
What we learned? How to replicate?

Deep understanding of the Food Aid operational models



Soup kitchen

Distribution of hot meals or packed lunches. Measure targeted at the most deprived, such as non-regulars, with no fixed abode, mostly single beneficiaries. Mainly religious institutions.



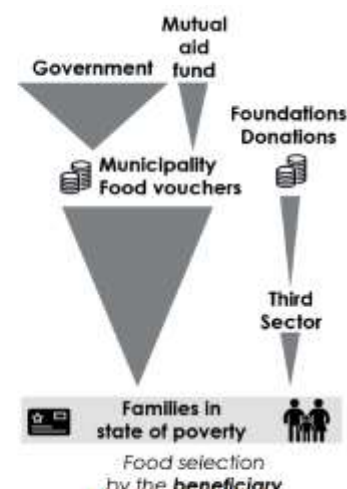
Food aid

Distribution of weekly, bi-weekly and monthly food parcels to families, a widespread measure in the city. Warehouses of 40sqm on average. Strong contribution from FEAD funds and food surpluses.



Emporium and shop

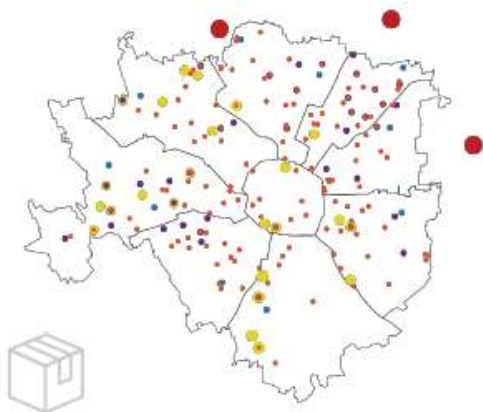
Supply of groceries freely chosen by the beneficiary family through a monthly credit points card. Temporary measure, on average 6/12 months long.



Food voucher

Provision of prepaid cards or money transfer applications for food purchases, lasting on average 2/3 months.

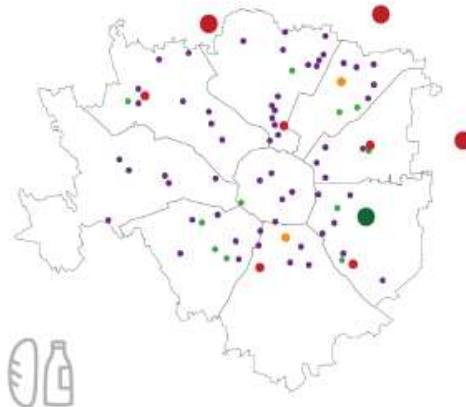
Mapping the Food Aid infrastructures



FOOD AID

Micro and macro facilities designated for the distribution of food aid obtained through direct purchase from third sector organisations or institutions (Municipality and FEAD).

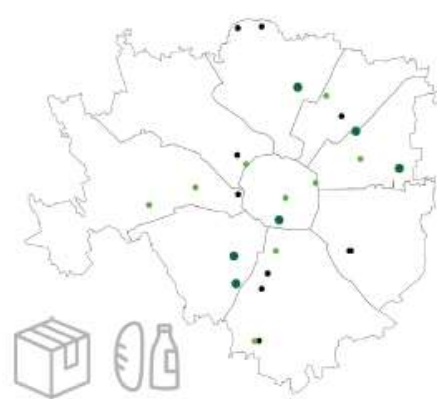
- 10 Hubs - Food Aid System (Mar-June 2020)
- 3 Logistics hubs (of which 2 FEAD lead partners)
- 174 Third sector organisations working as FEAD partners
- 42 Third sector organisations Building Hope
- Warehouses from the new Food Aid System (Jan-Apr 2021)



DISTRIBUTION OF FOOD LOSSES

Facilities dedicated to the collection of edible food surpluses to be distributed to families in need.

- 1 Ortomercato Foody Sogemi
- 11 Markets donating fresh products
- 3 Logistics hubs for stocking & managing food losses
- 4 Local Food Waste Hubs
- 59 Supermarkets donating food losses
- 2 Pick-up points for PQ meals



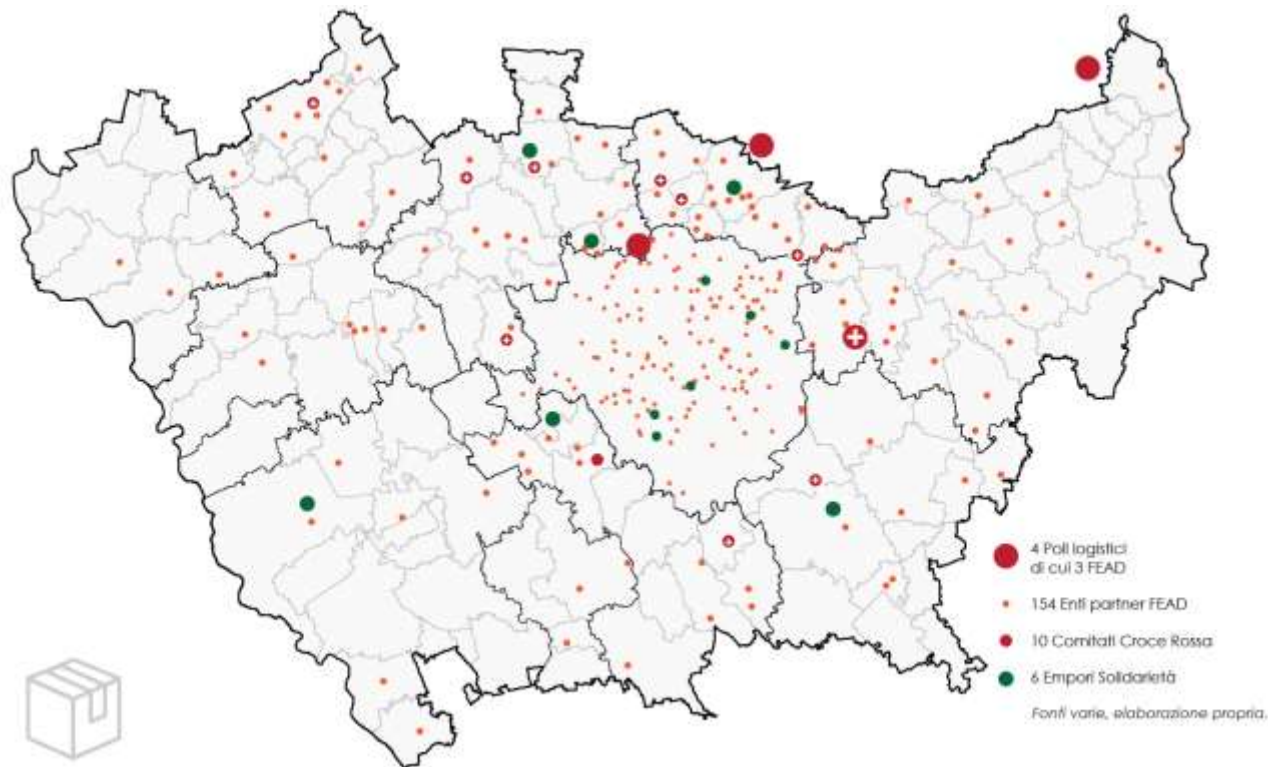
SOCIAL CANTEENS AND MARKETS

Hybrid facilities supplied with direct purchases and occasionally with food surpluses.

- 6 Solidarity emporium
- 9 Solidarity shops
- 9 Soup kitchens

Metropolitan scale

3,2 milion inhabitants



Food vouchers

At metropolitan level, 130,000 vouchers were issued by the municipalities. The Government allocated 17 million euros for the Metropolitan City, of which 14 million were disbursed by 101 out of the total 134 municipalities. 33 municipalities accepted over 90% of the applications. 23 municipalities managed funds for over €100,000.



Food aid

The resources allocated by the Ordinance have been used by 12 municipalities for the direct purchase of food supplies amounting to €140,000 in addition to €500,000 coming from the Municipality of Milan. This measure was mainly developed in the Adda Martesana area.



Co-create solutions

STAKEHOLDERS SHAREHOLDERS

- Mayor & Deputy Mayors
- Directors
- Offices, Teams, Units
- Municipal Agencies
- Third sector and charities
- Food Companies
- Universities
- Foundations
- Donors
- International players



Draft together joint action plans

INTERNAL COMMITMENT

- Mayor & Deputy Mayors
- Directors (Social Policies, Education)
- Offices, Teams, Units
- Municipal Agencies

EXTERNAL PARTNERS

- Local social actors
- Local charities
- Foundations
- Donors
- International players

1. In-depth analysis of the issue of food poverty



- 1.1 Joint and dedicated research, through **data analysis** and **qualitative interviews**
- 1.2 Regional, national, European and international **benchmarks**
- 1.3 Definition of standard food baskets for similar targets
- 1.4 **Community of practice** every six months to align targets and share monitoring with participants in the policy against food poverty
- 1.5 **Collection of innovative good practices** and dissemination among actors
- 1.6 **Knowledge sharing** within different departments of the Municipality of Milan (Food Policy, Social Affairs, Housing Policies, Education, Budget)

2. Strengthening of actors and existing measures



- 2.1 Mapping and **identification of actors' needs** and micro analysis of local realities
- 2.2 **Training** on handling the phenomenon (food and people) for volunteers and operator
- 2.3 Improvement of the micro and macro **facilities** available in the cities
- 2.4 Development of models to ensure the **financial sustainability** of the measures (crowdfunding, large donations, municipal funds)

3. Enhanced synergies between different actors



- 3.1 Dissemination of **project opportunities** (competitive and collaborative) to be developed through partnerships
- 3.2 Development of **institutional relations** on the issue of food poverty among local, regional and national authorities
- 3.3 Development of **pilot projects** to test innovative solutions and bridge knowledge gaps (European calls)

4. Development of cross-sectoral and integrated tools



- 4.1 Creation of an **integrated database** of beneficiaries (GDPR compliant)
- 4.2 Collective buying to increase the purchasing power of individual actors
- 4.3 Development of a cross-sectoral shared logistics system for food supplies

5. Common monitoring of outcomes and impact of measures



- 5.1 Definition of **common indicators** (single beneficiaries, households, delivery frequency, tonnes distributed, kg distributed/month, etc.)
- 5.2 Definition of **standard coefficients** for the measurement analysis (kg/meat, €/ton, CO2/ton, etc.)
- 5.3 **Monitoring** of the **geographical distribution** of beneficiaries and measures
- 5.4 **Time-based monitoring** of the benefits of single measures and of the needs
- 5.5 Creation of a **joint team** responsible for monitoring and producing common informational reports

STRATEGIES FOR EMERGENCY FOOD PLANNING MOTIVATED BY THE PANDEMIC: MILAN EXPERIENCE

Thank you!

Andrea Magarini

Milan Food Policy Coordinator

Mayor's Office – City of Milan

andrea.magarini@comune.milano.it

www.foodpolicymilano.org



Comune di
Milano

